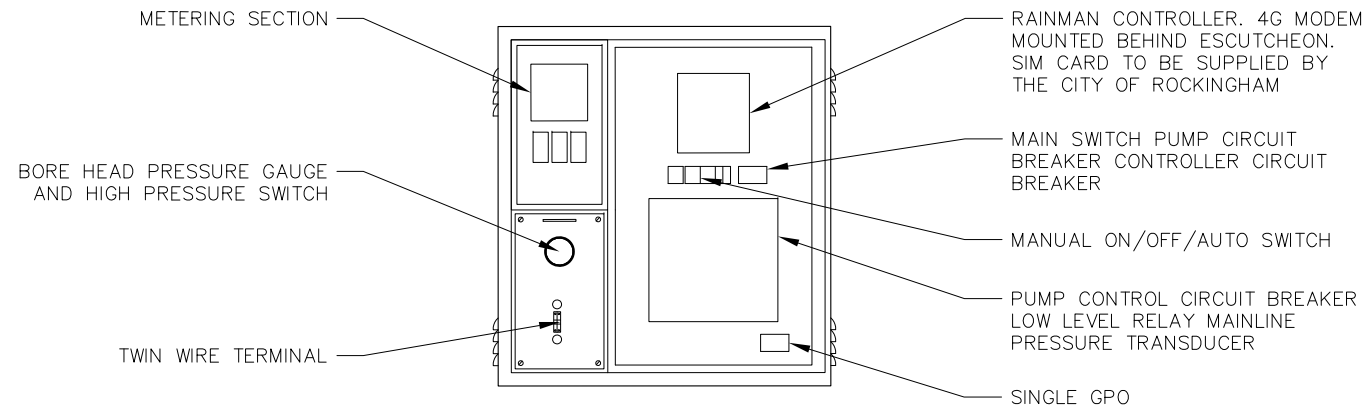
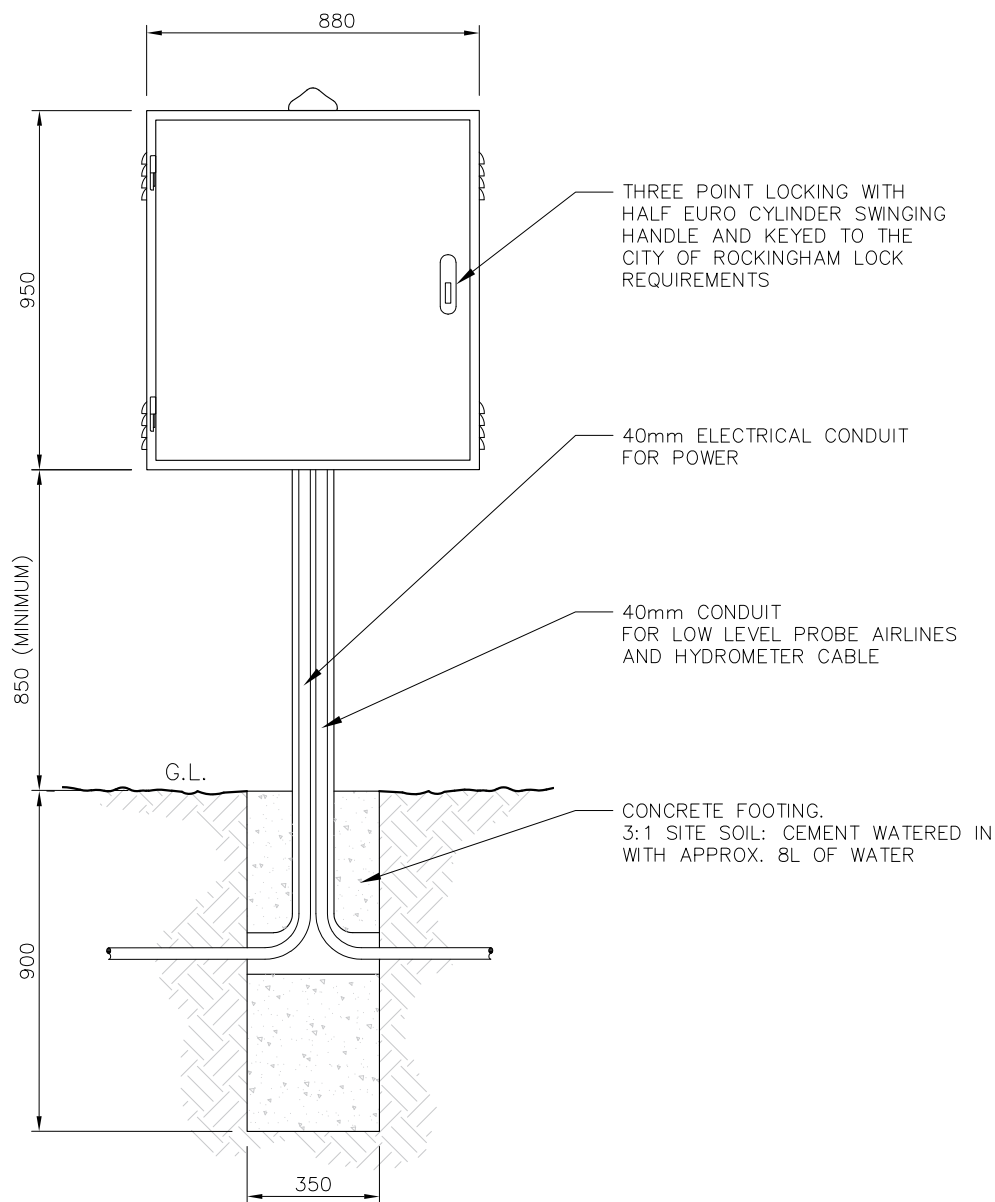


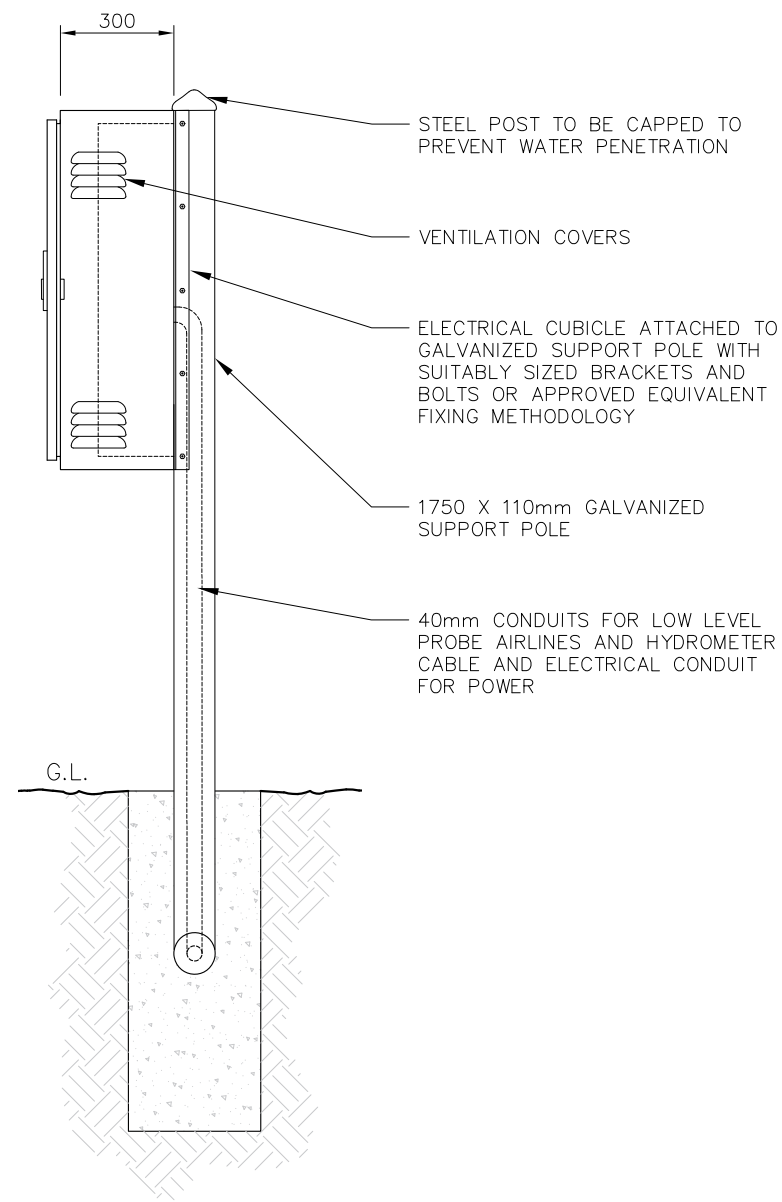
① CONTROL BOX DETAIL



② STARTER AND CONTROLS



③ FRONT VIEW



④ SIDE VIEW

- NOTES:**
1. ALL ELECTRICAL INSTALLATIONS INCLUDING APPROPRIATE SEGREGATION TO BE IN ACCORDANCE WITH AS3000 (MOST RELEVANT VERSION) AND AS60529-2004 (R2018) FOR DEGREE OF PROTECTION PROVIDED BY ENCLOSURES (IP CODE)
 2. CONNECTION INTO THE POWER SUPPLY FROM THE CUBICLE IS TO BE INCLUDED IN THE INSTALLATION.
 3. CUBICLE CONSTRUCTION TO BE 2.5mm MARINE GRADE ALUMINIUM WITH ORBITAL SAND FINISH.
 4. PROVIDE STRUCTURAL FRAME STIFFENERS, MOUNTING FRAMES AND CHANNELS AS REQUIRED.
 5. DOOR HANDLE TO BE CHROME PADLOCKING SWING HANDLE WITH DOOR STIFFENERS
 6. DOOR STAYS SHALL BE 2 X 100mm GAS STRUTS.
 7. REFER TO THE EQUIPMENT MANUFACTURERS ELECTRICAL DETAIL DRAWINGS FOR RELATIVE DIMENSION OF EQUIPMENT AND ENSURE SUFFICIENT SEPARATION AND VENTILATION IS PROVIDED.
 8. RESET BUTTON TO RESET ALL SYSTEM OPERATING FAULTS
 9. HIGH, SKIP AND LOW PRESSURE PROTECTION TO BE SWITCHED THROUGH THE 4-20MA PRESSURE INPUT ON THE CONTROLLER.
 10. LOW LEVEL PROBE TO BE INSTALLED AT BORE HEAD JUNCTION BOX
 11. HIGH PRESSURE SWITCH, LOW LEVEL AND MOTOR OVERLOAD ARE TO BE CONNECTED INTO THE RAINMAN CONTROLLER THROUGH THE TRANSDUCER.
 12. RAINMAN CONTROLLER TO BE INSTALLED WITH TRANSFORMER AS PER. MANUFACTURERS RECOMMENDATIONS.
 13. THE STARTER WILL BE DIRECT ON LINE IF THE MOTOR SIZE IS 4kw OR LESS
 14. THE STARTER WILL BE A SOFT STARTER IF THE MOTOR SIZE IS OVER 4kw.
 15. THE AMP GAUGE AND SOFT START CAPACITY IS TO BE SIZED TO THE SITE'S SPECIFIC IRRIGATION PUMP SIZE.
 16. BORE HEAD PRESSURE TUBING TO BE CONNECTED INTO INDEPENDENT HIGH PRESSURE SWITCH.
 17. PRESSURE TRANSDUCER TO BE CONNECTED FROM MAINLINE INTO CONTROLLER.
 18. THE HYDROMETER APPROVED BY THE CITY OF ROCKINGHAM IS TO BE CONNECTED INTO THE CONTROLLER VIA AN EMFLUX M500 OR MOST CURRENT MODEL APPROVED BY THE CITY OF ROCKINGHAM.
 19. ALL CABLES AND CONDUITS FOR THE CONNECTION OF THE BORE PUMP, LOW LEVEL PROBE, HYDROMETER CABLE, AND BOTH AIR LINES ARE TO BE INCLUDED INTO THE INSTALLATION
 20. ALL COMMISSIONING AND TESTING TO BE CARRIED OUT WITH THE IRRIGATION SUPERVISOR FROM THE CITY.
 21. IRRIGATION CONTROLLER AND SUPPORTING HARDWARE MAY REQUIRE UPGRADES PRIOR TO HANDOVER TO THE CITY, IF THERE HAS BEEN AN EXTENDED MAINTENANCE PERIOD AND THE HARDWARE IS NO LONGER COMPATIBLE WITH THE CITY'S CENTRAL SYSTEM.

REVISIONS			
NO.	DESCRIPTION	DATE	SIGNED
B	DRAWING AMENDED TO SUIT CITY'S UPDATED IRRIGATION SPECIFICATIONS	16.06.2020	J.H.
A	ORIGINAL ISSUE	05.07.03	J.H.

CITY OF ROCKINGHAM STANDARD DRAWINGS

TITLE:
**ELECTRICAL CUBICLE -
POLE MOUNTED DESIGN**



PO Box 2142
Rockingham DC
WA 6169
TELEPHONE: (08)9528 0333
FAX: (08) 9592 1705

DESIGN	J. HENSON	REV.	B
DRAWN	E. LEWIS		
CHECKED	N. WATKINSON	COR_IRR-02	001
APPROVED	J. HENSON		
DRAWING NO.			

AS3
NOT TO SCALE