

Log in to accounts, your content formats will display in categories and in menu – checkout – enjoy!

Note: if you don't see all content formats, your library may have another RBdigital collection available. Go to the eResources on your library's website for more information and set up an additional account. You may access more than one account in RBdigital by switching your profiles with My Account in the menu.

Download and open the RBdigital App

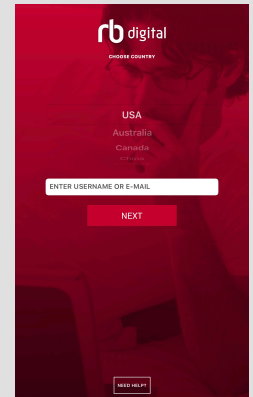
1



Choose country and enter username, email address or card number associated with your account

Click Next

2

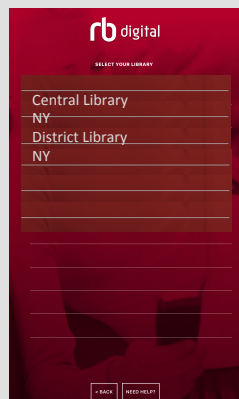


Select your library (if prompted)

Enter password

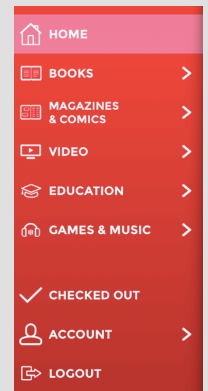
Click Next

3



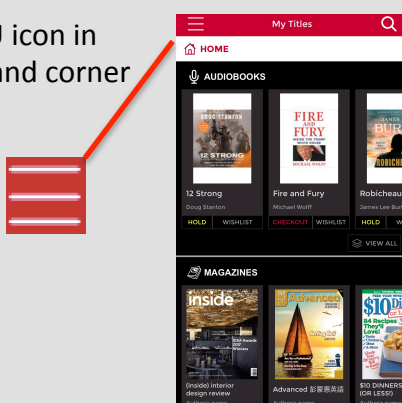
RBdigital will open to your library collection homepage

4



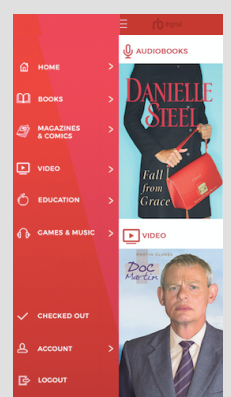
Select MENU icon in upper-left hand corner

5



Scroll through content sections or select a format from menu to view more content

6

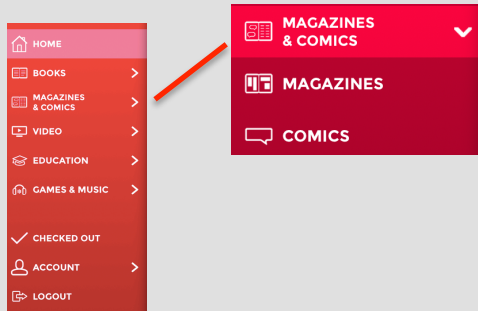


Note: Scroll through content formats and specific titles or services to view featured items. You may also search for additional items and/or tap on a title cover to open a detail page and complete checkout.

Log in to accounts, your content formats will display in categories and in menu – checkout – enjoy!

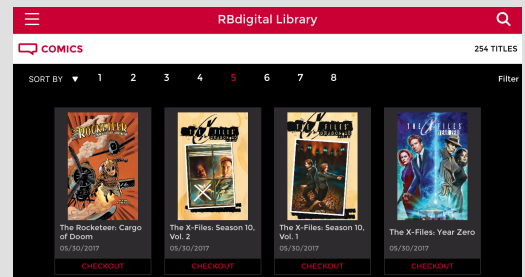
Note: Comics are permanently checked out as long as the library has an active subscription to the title.

Open Menu and tap
MAGAZINES & COMICS



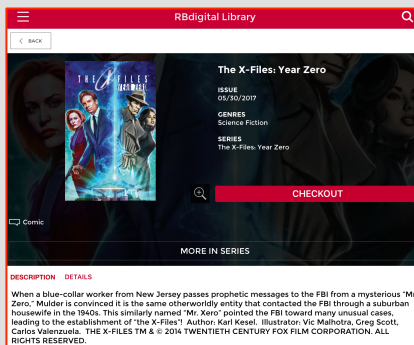
1

Tap content type and featured
content will display



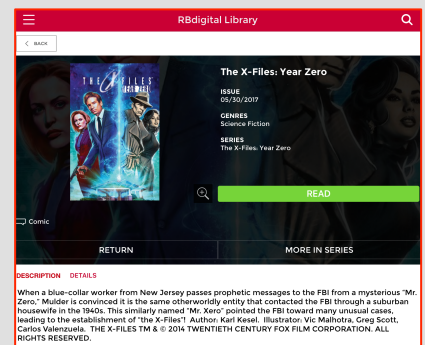
2

Tap
CHECKOUT
to add or tap
cover to
view page
detail and
back issues



3

Tap READ to
open checked
out comics



4

Comic opens

Swipe left and
right to move
pages



5

Tap page to
open viewing
options or tap
X in upper left
corner to exit
comic



6

Note: Comics download to your device. The typical size is 50-300 MB.