

# How to hoopla® on iOS

The hoopla digital mobile app can be found in the App Store on your iOS device. Search for "hoopla digital" to find and download the app. hoopla will run on iOS 9.3.5 and up. For the best results, it is recommended to use the latest versions of both the operating system and hoopla app.

## Sign Up

Sign up with your library card (enter it without spaces) and create an account. Once your account is set up, you'll sign in with the email address and password you created.

## Search & Borrow

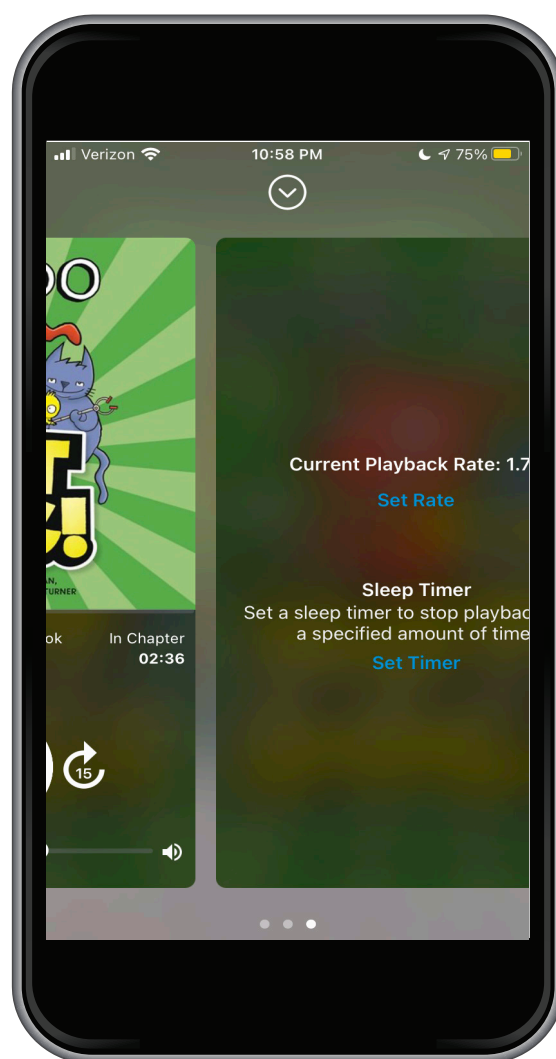
Search for Audiobooks, eBooks, Comics, Music, Movies, and TV. Then borrow a title by clicking on the title's icon and clicking Borrow.

## Enjoy

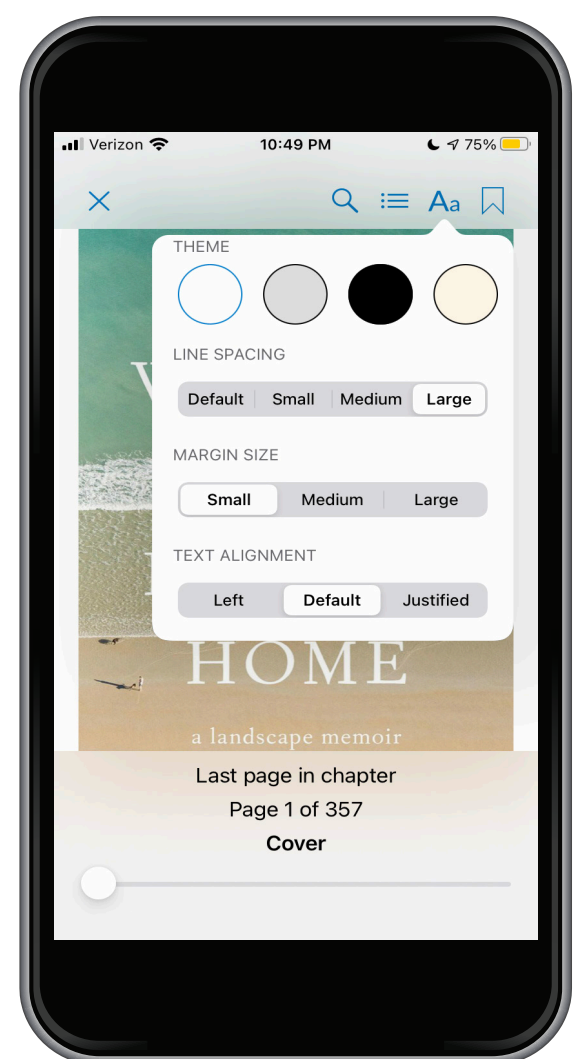
Stream the item or download it to your device to hear, read, or watch it. You'll need to download it if you plan on using your item without Wi-Fi.



After borrowing a title, to download content on to your iOS device, tap the "Download to your device" option (in blue text) right below the play button. Once it is fully downloaded, you can play the title without a Wi-Fi connection.



While playing the audiobook, swipe to the menu on the right to gain access to all of the media controls, including a sleep timer and playback speed. By default, your book will play at 1.0x speed, but we also offer .75x, 1.25x, 1.5x, 1.75x, 2.0x, 2.5x, and 3.0x playback speeds.



While reading an eBook, if you want to adjust the text, formatting, or colour of the page, click on "Aa" in the top right hand corner to access the Reader Settings menu. Once you have made your chosen adjustments, click "Done" to return to your title.

# How to **hoopla** on android

The hoopla digital mobile app can be found in the Play Store on your Android device.

## Sign Up

Sign up with your library card (enter it without spaces) and create an account. Once your account is set up, you'll sign in with the email address and password you created.

## Search & Borrow

Search for Audiobooks, eBooks, Comics, Music, Movies, and TV. Borrow a title by clicking on the title's icon and clicking Borrow.

## Enjoy

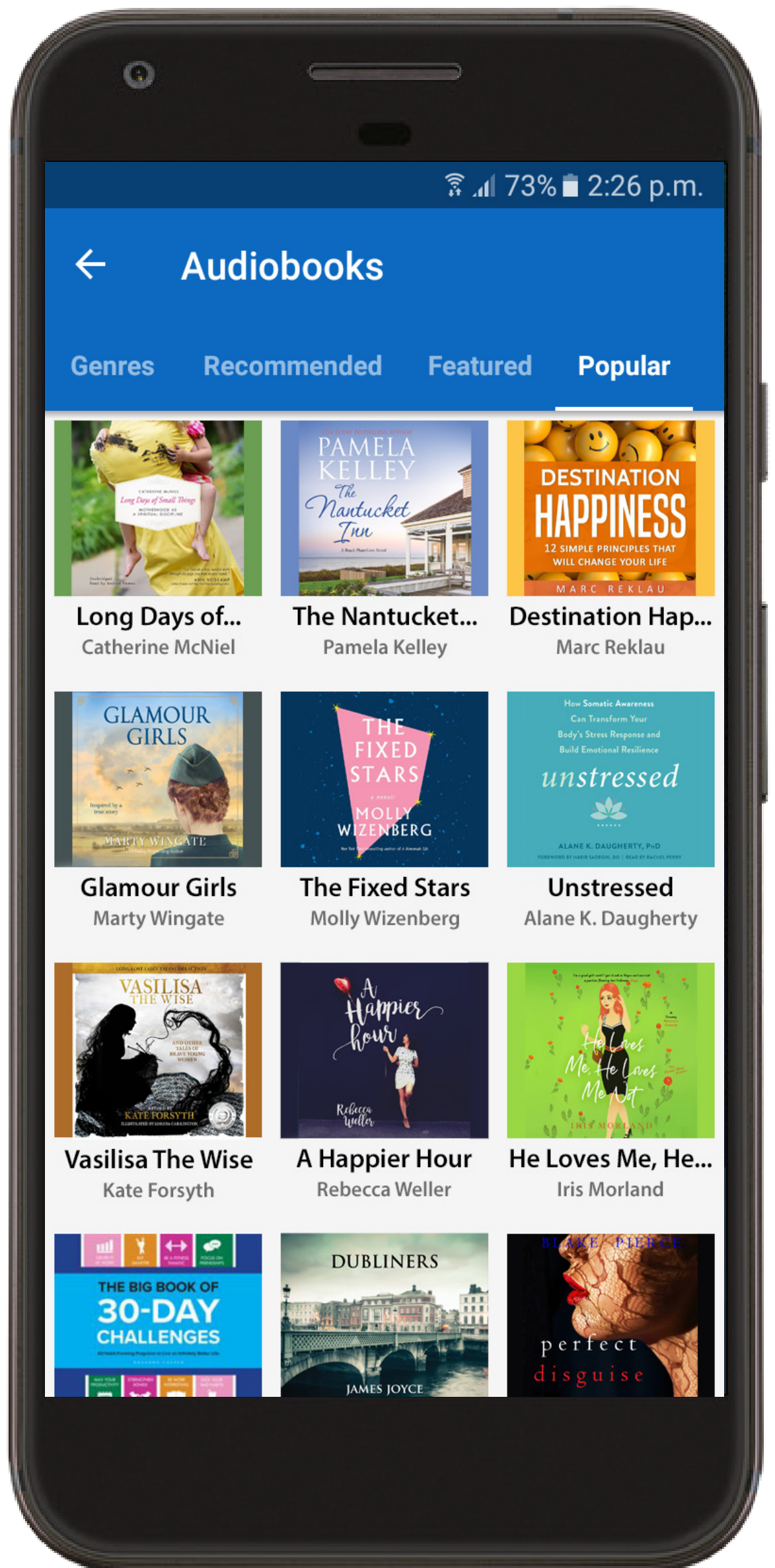
Stream the item by pressing play or download it to your device to hear, read, or watch it without Wi-Fi.

## Download

To download borrowed content, simply tap on the "Tap here to download" button on the title details page. Please note that downloads are only available on the mobile apps. You can download titles to SD cards. There is a section in your settings that allows you to select where you would like to store downloads.

## Settings

To access your settings, tap on the three vertical dots at the upper right of your home screen. Then, simply tap on the download location text and choose between internal and SD card storage. This will not show up unless an SD card is inserted.





# How to **hoopla**® on kindle

All the great content of hoopla digital is available for your Kindle Fire! The hoopla digital app is compatible with 7" and 8.9" Kindle Fire HDX tablets. To install hoopla on your Kindle Fire, download the hoopla digital app through the Amazon Appstore on your Kindle Fire HDX tablet.

## Sign Up

Sign up with your library card (enter it without spaces) and create an account. Once your account is set up, you'll sign in with the email address and password you created.

## Search & Borrow

Search for Audiobooks, eBooks, Comics, Music, Movies, and TV. Borrow a title by clicking on the title's icon and clicking Borrow.

## Enjoy

Stream the item or download it to your device to hear, read, or watch it. You'll need to download it if you plan on using your item without Wi-Fi.

In addition to Kindle, hoopla also supports iOS, Android, Roku, and many other devices.

